

1 ANA

EXPER

This travel website provides support to make your trip to Japan more convenient and more comfortable. It includes reservations for restaurants and activities all over Japan, such as maiko experiences.

<http://www.ana-exjapan.com/en/>



3 Sofuren



想天恋

Opening hours: 11:00-21:00
Open: Year-round

TEL. 0977-75-9877

1-3, Haruki, Beppu
On the Kyushu Odan Expressway
Parking lot available
Available for take-out

World-Class Fried Noodles

5 Jigokumushi Kobo Kannawa



Parking (free of charge)
26 spaces (9 spaces on 1st floor, 17 spaces and 1 space for the disabled on 2nd floor)



Try special foods "Jigokumushi", steamed at around 100 degrees Celsius hot spring steam. The traditional healthy cooking methods in Kannawa enhance tastes of foods with its heat. You can also enjoy relaxing time at foot baths and foot steam baths for free next to the Jigokumushi kobo (wheelchair accessible).

◆Open: 9:00-21:00 (visitors are not admitted after 8 PM)
◆Closed: 3rd Wednesday every month or the following day, if holiday

◆Fee:
Basic steamer, up to 30 mins use ¥510
Time extension for basic steamer (per 10 mins) ¥150
Large steamer, up to 30 mins use ¥820
Time extension for large steamer (per 10 mins) ¥250
Book of coupons (10 tickets, up to 30 mins use) ¥3,080
*2 coupons are required for large steamer (within 40 mins)

Contact us Jigokumushi Kobo TEL. (0977) 66-3775
On-site tourist information office TEL. (0977) 66-3855

7 Hatto Onpaku

Beppu Hatto Hot Spring Guide 2015-6 edition on sale now!

Buy your copy at a bookstore, convenience store, or train station sightseeing information center in Oita Prefecture.

- Includes coupons for free admission to public baths at famous inns and hotels in the city of Beppu (an even better deal than just stopping by for a bath!).
- Price: ¥500 per copy (including tax)
- Spa Passports can be purchased for ¥100 each at sightseeing information centers in train stations and other locations.



Beppu Hatto Hot Spring Trail

Take a dip and become a hot spring expert. This stamp rally will take you to 88 hot springs chosen from the more than 140 in the Beppu area. Collect all 88 stamps in your Spa Passport to become a hot spring expert. The first step is to reach "Beginner" level by collecting stamps from two hot springs!

← See the Beppu Hatto Hot Spring Guide for more information.

Get hooked on the power of Beppu's hot springs!

About 6,500 people have reached "Expert" level in 15 years!



Hatto Onpaku
TEL. (0977) 22-0401

(Beppu Tourist Association) TEL. (0977) 24-2828

2 Oita Kotsu

Big savings! Monkey Marine Ticket

Route bus+Umitamago+Mt. Takasaki

Regular fee 3,530 yen → Only 2,450 yen

◆Sale and information◆
Information Center (Beppu Station)
Tokiwa Department Store 1F (Kitahama)
Beppu Kitahama Information Office (Kitahama)

Oita Kotsu Co., Ltd. Tel: 0977-67-1331

4 Ikesu Kappo Heike



いけす 刺身 平家

Menu

Seki horse mackerel set, ¥3,000

Seki mackerel set, ¥5,050

Other selections available to suit your budget.

Seki horse mackerel, Seki mackerel, Seafood, Jigokumushi

Counter seating: Seating for 18
Tatami-style seating: 14 rooms capable of accommodating 2 to 15 guests each
Large dining area: Seating for up to 60 (suitable for receptions)
Daily lunch on weekdays (Tuesdays through Saturdays): From ¥930
Hours
Lunch: 11:00 am to 2:00 pm (last order at 1:45 pm)
Dinner: 5:00 pm to 9:30 pm (last order at 9:00 pm)

7-2-14 Ishigakihigashi, Beppu-shi, Oita Prefecture TEL. (0977) 24-7126 (receptionist) / FAX. (0977) 21-9956

6 Beppu Kotsu center Duty Free



1st floor
Local souvenirs
Beppu One Village,
One Product
Kyushu Shochu Liqueur

2nd floor
Bamboo and daily life: Yesterday, today, and tomorrow
Bamboo Future Museum Free admission

港 駅 Across from Beppu International Sightseeing Port
Beppu Kotsu center

6-46 Shinminatō-machi, Beppu-shi, Oita Prefecture 874-0923 TEL. (0977) 24-1811 (receptionist)



Tourism Facility Council member facilities

A Explore the world of wild animals



•Hours: 9:00 to 17:00
•Open year-round (Nov.1 to Feb. 28 hours 10:00 to 16:00)
•Admission: Adults (high school age and older), ¥2,500; children (age 4 and older), ¥1,400

Experience the power of wild animals up close by boarding the Jungle Bus, an ecology tour bus that drives through herds of wild animals living freely on the plain. In the walking area, visitors love Kangaroo Forest, where you can encounter kangaroos, and the Dog Salon, where dogs live!

African Safari

2-1755-1 Minamihata, Ajimamachi, Usa City, Oita 872-0722
TEL. (0978) 48-2331 FAX. (0978) 48-2330

<http://www.africansafari.co.jp>
E-mail lion@aficansafari.co.jp

C Chill out at Rakutenchi



Rakutenchi, an old amusement park in Beppu that's been loved by over three generations of the city's residents, was founded in 1929. After a cable car ride up the mountain slopes, Flower Ferris Wheel with its panoramic views of Beppu and the famous duck race welcome visitors. You can also enjoy a picnic in the park's garden, which features grassy lawns and flower beds, and there are plenty of rides such as roller coasters to keep things fun.

•Hours: 9:30 am to 5:00 pm *Hours may vary due to seasonal, weather, and other factors.
•Closed: Tuesdays (open if a public holiday and during spring, summer, and winter break)
•Open during winter.
•Main gate: Adults (high school age and over), ¥1,300; children (age 3 and over), ¥600
•Otobaru Gate: Adults (high school age and over), ¥1,100; children (age 3 and over), ¥500

Beppu Rakutenchi 18-chome, Nagarekawa-dori St., Beppu
TEL. (0977) 22-1301 FAX. (0977) 22-3513
<http://www.rakutenchi.jp/>

E Feel the full power of the Earth at the premier sightseeing destination in Beppu!



Beppu Jigoku Tour

Violent eruptions of gas, hot water, and heated mud fueled by the high temperature and high pressure of magma from deep inside the Earth are a true wonder of nature. A trip to each of these "hells," including the cobalt-blue Umi Jigoku and Chinoike Jigoku is a journey on which you will encounter the true, unmasked visage of the Earth. In July 2009, these four "hells," including an umi, Chinoike Jigoku, Tatumaki, and Shirake, were collectively designated a national scenic wonder.

•Hours: 8:00 to 17:00 •Open year-round
•Pass: Adults, ¥2,000; high school students, ¥1,350; junior high school students, ¥1,000; elementary school students, ¥900

[5 min. (3 km) from Beppu IC by car Free parking available at each Jigoku site]

Beppu, Jigoku Association TEL. (0977) 66-1577
559-1 Kannawa, Beppu 874-0045 FAX. (0977) 66-7921
<http://www.beppu-jigoku.com>

G Visit us by "SARUKKO RAIL"



Charlotte, a celebrity at Mt. Takasaki

Enjoy a ride of about four minutes on the Sarukko-rail, an adorable monorail that offers an easy way to get to a location where monkeys gather.



•Hours: 8:30 am to 5:00 pm •Closed: Open year-round.
•Fee: Adults (high school age and over), ¥510; children (elementary school age and over), ¥250

Takasakiyama Natural Zoological Garden

Kanzaki, Oita City 870-0802
TEL. (097) 532-5010 FAX. (097) 536-2500
<http://www.takasakiyama.jp/>

I Experience the healing power of fragrances



- Explore one of the world's greatest collections of perfumes.
- Learn about the history and culture of perfume up close and personal.
- Try making your own perfume and experience the power of fragrances (in an aromatic bath).

A cafe, gift shop, and herb garden also await you.

•Hours: 10:00 am to 6:00 pm •Closed: Open year-round.
•Fee: Adults, ¥500; high school and college students, ¥300; elementary and middle school students, ¥200

Oita Fragrance Museum
48-1 Kita-Ishigaki, Beppu TEL. (0977) 27-7272
<http://oita-kaori.jp>

B Sanrio Character Park



©'76, '91, '96, '01, '12, '16 SANRIO


Right now, visitors love the Parade Parallel, an entertainment feature that combines images on a large, 360° LED screen with a dance! There are also lots of live shows and attractions, with fun events to enjoy in every season.

•Hours: Vary seasonally
•Closed: Irregularly
•Admission: Passport (age 4 and older), ¥2,900

Harmonyland

Hiji Town, Hayami-gun, Oita 879-1598 (along National Route 10)
TEL. (0977) 73-1111 FAX. (0977) 73-1130
<http://www.harmonyland.jp/>

D Panoramic views and rich seasonal beauty




At an elevation of 1,375 m, Mt. Tsurumi can be reached in just 10 minutes via a ropeway from the foot of the mountain. From the peak you can enjoy panoramic views of Beppu, the Kiju Mountains, Mt. Yufu, the Chugoku region, and Shikoku. Spring brings cherry blossoms and evergreen azaleas, while summer offers cool weather so that you can escape the heat of lower-lying areas. There's fall foliage to enjoy in the autumn, and then frost in the winter. The Kyushu Shochu Museum features a collection of about 300 types of shochu liquor and other exhibits.

•Hours: 9:00 to 17:00 (Until 16:30 from Nov.15 to Mar. 14)
*Call for night-time hours
•Ropeway round-trip fee: Adults (middle school age and older), ¥1,600; children (age 4 and older), ¥800

Beppu Ropeway 10-7 Aza Kanbara, Oaza Minami Tateishi, Beppu 874-0000
TEL. (0977) 22-2278
<http://www.beppu-ropeway.co.jp>

F Immerse Yourself in Beautiful Scenery



<http://www.suginoi-hotel.com>
◆Large outdoor public bath "Tanayu"
◆The Aqua Garden
◆Suginoi Bowling
◆Tanayu + The Aqua Garden

Suginoi Palace

Suginoi Bowling
1 Kankaiji, Beppu 874-0822
TEL. (0977) 24-1141
FAX. (0977) 21-0010

H An aquarium where you can make some animal friends



In addition to sea creatures such as walrus, sea lions, and seals, Umitamago's giant, 1,250-ton saltwater tank exhibits 1,500 animals representing 90 species, including large sharks and rays. Enjoy shows featuring animal performers in the performance area, or make friends with some sea creatures in the touching area. Asobichi, a new area where visitors can play with animals and art, is now open!

•Hours: 9:00 am to 6:00 pm (March through October), 9:00 am to 5:00 pm (November through February)
•Closed: Irregularly as scheduled (about two days per year)
•Admission: Adults (high school age and over), ¥2,200; children (elementary and middle school age), ¥1,100; infants (age 4 and over), ¥700

Takasakiyamashita Kaigan, Oita
TEL. (097) 534-1010 FAX. (097) 534-1013
<http://www.umitamago.jp>

J An amusement park in the middle of the woods, just 15 min. from Yufuin and Beppu



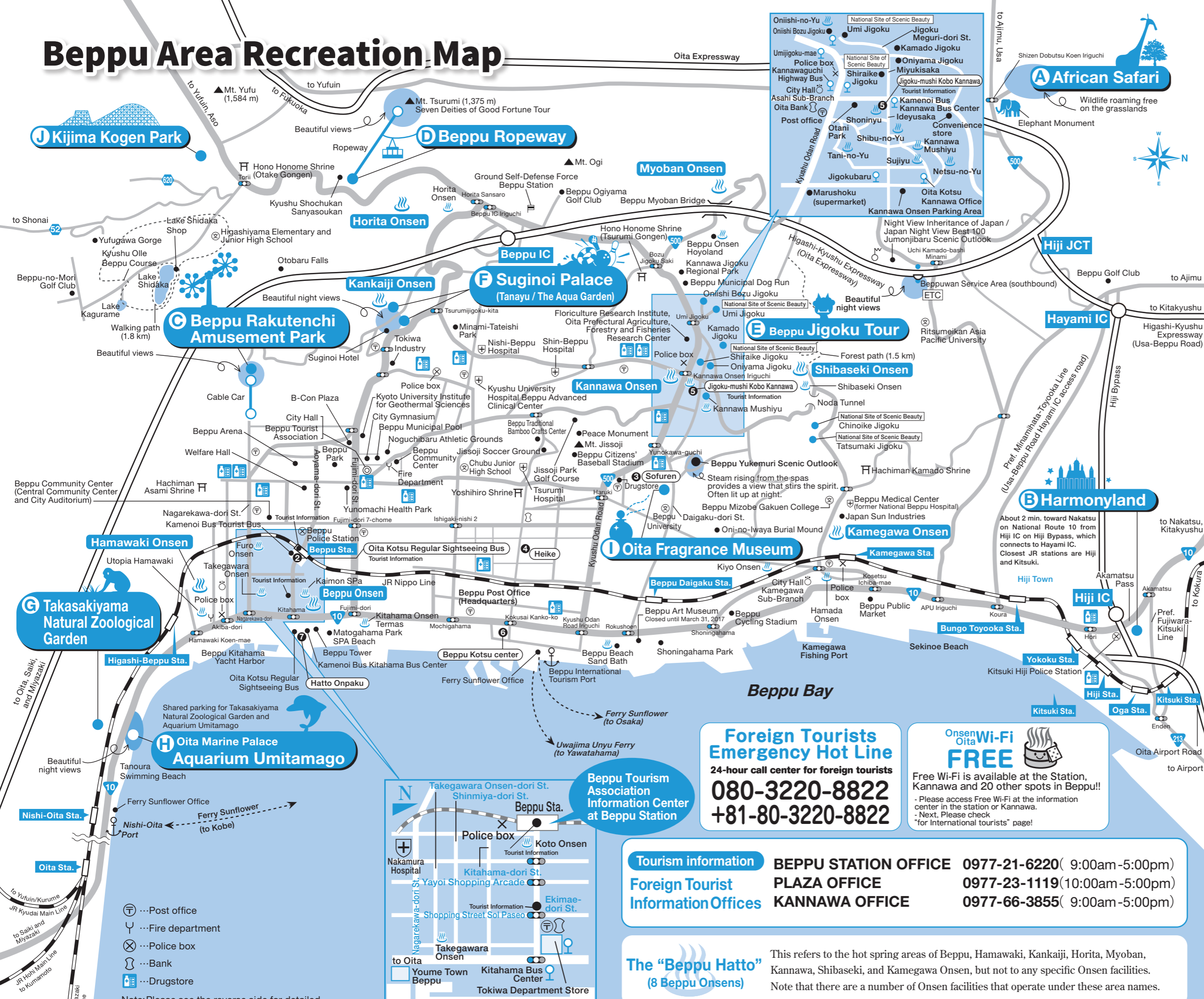
Kijima Kogen features a wooden roller coaster known as "Jupiter," a three-dimensional maze called "Mars," Kijima Toyland, and other attractions and pavilions that are popular with adults. There are also interesting events in every season! Adults and kids alike are sure to have a great time.

•Admission: Children (age 3 to elementary school age), ¥600; adults (middle school age and over), ¥1,500; ride pass, ¥2,700
*Days and hours of operation vary by season (see the website for details).

Kijima Kogen Park

123 Kijimakogen, Beppu-shi, Oita Prefecture
(15 min. from the Yamanami Highway [Prefectural Route 11] via the Beppu IC)
TEL. (0977) 22-1165
<http://www.kijimakogen-park.jp/>

Beppu Area Recreation Map



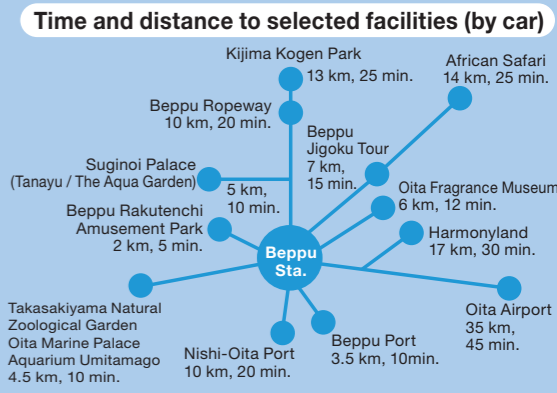
Kyushu highways and estimated time to Beppu

●Via Expressway

Beppu to Yufuin	20 min.
Beppu to Usuki	30 min.
Beppu to Tosu	1 hr. 25 min.
Beppu to Hakata	2 hr.
Beppu to Saga	1 hr. 45 min.
Beppu to Sasebo	2 hr. 30 min.
Beppu to Nagasaki	2 hr. 40 min.
Beppu to Kumamoto	2 hr. 20 min.
Beppu to Kagoshima	4 hr. 30 min.

Beppu to Kokurahigashi	1 hr. 25 min.
Beppu to Moji	1 hr. 30 min.
Beppu to Shimonoiseki	1 hr. 40 min.

Beppu to Nobeoka	1 hr. 45 min.
Beppu to Miyazaki	3 hr.



Beppu City Annual Festival and Event Schedule (planned)

Every Sat. and Sun., and New Year's holidays: Kannawa Spa Night Illumination

- Jan.** Mt. Tsurumi Winter Guts Festival (Beppu Ropeway)
- Feb.** Beppu Oita Mainichi Marathon (Oita City to Beppu City)
- Mar.** Lake Shidaka swimming season starts (Lake Shidaka)
- Apr.** Beppu Hatto Onsen Festival (Beppu Ekimae-dori St., etc.), Mt. Ogi Fire Festival
Beppu Tsurumidake "Mountain-Climbing at a Dash" Tournament (Spa Beach to Mt. Tsurumi apex)
- May** Beppu Argerich Music Festival (B-Con Plaza, etc.)
Mt. Yufu climbing season starts (Goyagoe at 5th station, etc.)
- June** Lake Kagurame iris viewing (Lake Kagurame)
- July** Yufugawa Gorge Festival (Yufugawa Gorge)
Summer Festival (fireworks and dances) (Beppu Ekimae-dori St., etc.)
- Aug.** Kamegawa Summer Festival (fireworks and dances) (Kamegawa Fishing Port)
Lake Shidaka Summer Festival (Lake Shidaka)
Hamawaki Yakushi Festival (Hamawaki Onsen Area)
- Sept.** Kannawa Yuami Festival (Kannawa Onsen Area)
- Oct.** Yukemuri Health Marathon and Walk (in the vicinity of Lake Shidaka and Lake Kagurame)
Oita Pref. Agriculture, Forestry and Fisheries Festival (Beppu Park, Kamegawa New Fishing Port)
- Nov.** Beppu Onsen Academia
Aburaya Kumahachi Monument Festival (West Gate, Beppu Park)
Beppu Art Month (various places in Beppu City)
- Dec.** Beppu Christmas Fireworks Fantasia

Foreign Tourists Emergency Hot Line

24-hour call center for foreign tourists

080-3220-8822
+81-80-3220-8822

OnsenWi-Fi FREE

Free Wi-Fi is available at the Station, Kannawa and 20 other spots in Beppu!!

- Please access Free Wi-Fi at the information center in the station or Kannawa.
- Next, Please check "for international tourists" page!

Tourism information

BEPPU STATION OFFICE	0977-21-6220 (9:00am-5:00pm)
PLAZA OFFICE	0977-23-1119 (10:00am-5:00pm)
KANNAWA OFFICE	0977-66-3855 (9:00am-5:00pm)

The "Beppu Hatto" (8 Beppu Onsens)

This refers to the hot spring areas of Beppu, Hamawaki, Kankaiji, Horita, Myoban, Kannawa, Shibaseki, and Kamegawa Onsen, but not to any specific Onsen facilities. Note that there are a number of Onsen facilities that operate under these area names.

