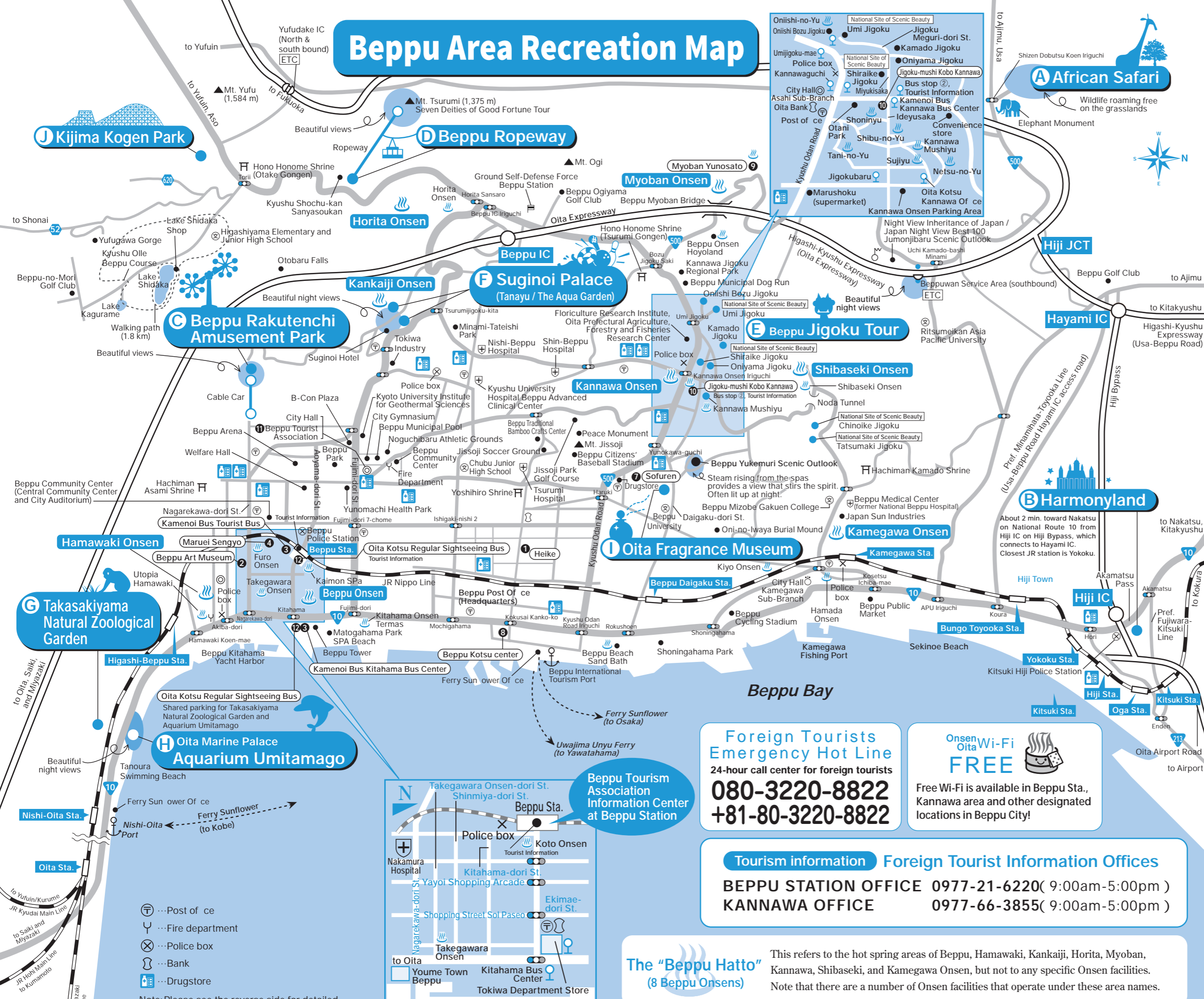


# Beppu Area Recreation Map



## Kyushu highways and estimated time to Beppu

●Via Expressway

Beppu to Yufuin	20 min.
Beppu to Usuki	30 min.
Beppu to Tosu	1 hr. 25 min.
Beppu to Hakata	2 hr.
Beppu to Saga	1 hr. 45 min.
Beppu to Sasebo	2 hr. 30 min.
Beppu to Nagasaki	2 hr. 40 min.
Beppu to Kumamoto	2 hr. 20 min.
Beppu to Kagoshima	4 hr. 30 min.

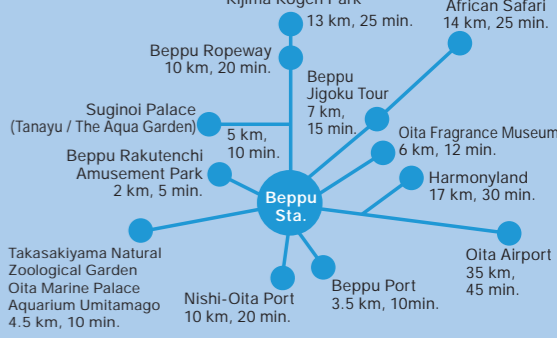
  

Beppu to Kokurahigashi	1 hr. 25 min.
Beppu to Moji	1 hr. 30 min.
Beppu to Shimonoiseki	1 hr. 40 min.

Beppu to Nobeoka	1 hr. 45 min.
Beppu to Miyazaki	3 hr.

## Time and distance to selected facilities (by car)



## Beppu City Annual Festival and Event Schedule (planned)

Every Sat. and Sun., and New Year's holidays:  
Kannawa Spa Night Illumination

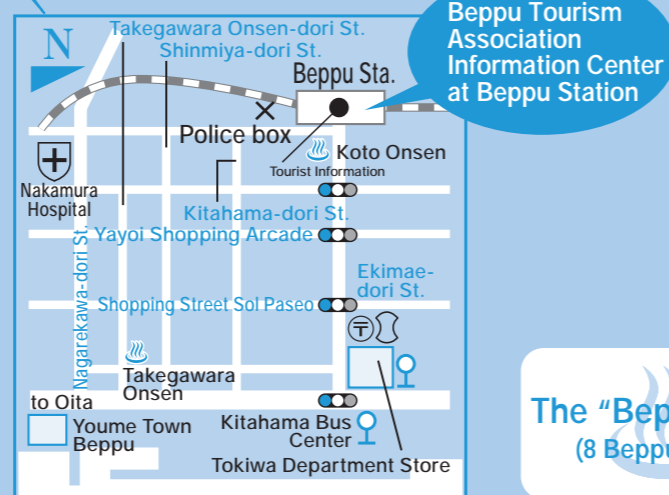
Jan.	Mt. Tsurumi Winter Guts Festival (Beppu Ropeway)
Feb.	Beppu Oita Mainichi Marathon (Oita City to Beppu City)
Mar.	Lake Shidaka swimming season starts (Lake Shidaka)
Apr.	Beppu Hatto Onsen Festival (Beppu Ekimae-dori St., etc.), Mt. Ogi Fire Festival Beppu Tsurumidake "Mountain-Climbing at a Dash" Tournament (Spa Beach to Mt. Tsurumi apex)
May	Beppu Argerich Music Festival (B-Con Plaza, etc.) Mt. Yufu climbing season starts (Goyagoe at 5th station, etc.)
June	Lake Kagurame iris viewing (Lake Kagurame)
July	Yufugawa Gorge Festival (Yufugawa Gorge) Summer Festival (reworks and dances) (Beppu Ekimae-dori St., etc.)
Aug.	Kamegawa Summer Festival (reworks and dances) (Kamegawa Fishing Port) Lake Shidaka Summer Festival (Lake Shidaka) Hamawaki Yakushi Festival (Hamawaki Onsen Area)
Sept.	Kannawa Yuami Festival (Kannawa Onsen Area)
Oct.	Yukemuri Health Marathon and Walk (in the vicinity of Lake Shidaka and Lake Kagurame) Oita Pref. Agriculture, Forestry and Fisheries Festival (Beppu Park, Kamegawa New Fishing Port)
Nov.	Beppu Onsen Academia Aburaya Kumahachi Monument Festival (West Gate, Beppu Park) Beppu Art Month (various places in Beppu City)
Dec.	Beppu Christmas Fireworks Fantasia

**Foreign Tourists Emergency Hot Line**  
24-hour call center for foreign tourists  
**080-3220-8822**  
**+81-80-3220-8822**

**Onsen Oita Wi-Fi FREE**  
Free Wi-Fi is available in Beppu Sta., Kannawa area and other designated locations in Beppu City!

**Tourism information Foreign Tourist Information Offices**  
**BEPPU STATION OFFICE 0977-21-6220( 9:00am-5:00pm )**  
**KANNAWA OFFICE 0977-66-3855( 9:00am-5:00pm )**

**The "Beppu Hatto" (8 Beppu Onsens)**  
This refers to the hot spring areas of Beppu, Hamawaki, Kankaiji, Horita, Myoban, Kannawa, Shibaseki, and Kamegawa Onsen, but not to any specific Onsen facilities. Note that there are a number of Onsen facilities that operate under these area names.



- Ⓜ Post of ce
- 🚒 Fire department
- 🚓 Police box
- 🏦 Bank
- 🏪 Drugstore

Note: Please see the reverse side for detailed information on facilities and shops indicated by letters or numbers on the map.

